



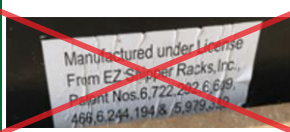


EZRack™

RETAILERS- PLEASE READ!

Vendors ship plants on **REUSABLE EZRacks**. Please follow these directions to identify them and arrange for pickup.

Step 1: Identify EZRacks

✓EZRack	Grey metal racks, or black with green badges (see photos >)			
	Rides on a standard 48" x 40" pallet			
	Official EZRack Badge on each shelf beam (examples below)			
✗ NOT EZRack	Any color besides grey (except black w/ green EZRack badge)			
	Rides on wheels			
	No badge present or vendor badge present			
✓EZRack Badges				
✗ NOT EZRack				



Step 2: Arrange a Pickup

- ✓ **CLEAR:** Remove all products from EZRack before storing.
- ✓ **GROUP:** Place empty EZRacks in an area accessible to our recovery team.
- ✓ **COUNT:** 10 EZRacks IS THE MINIMUM AMOUNT NEEDED FOR A PICKUP!
- ✓ **CONTACT:** Provide the following info to us using the contact info below:

1. Your Name & Phone Number
2. Store Name & Location
3. Quantity of Empty Racks (10 or more)

Contact Info

CALL: 877-977-7225

EMAIL: pickup@ezrack.com



Scan me!

Help Stop Theft! Our dedicated carriers are the only agents authorized to recover assets. If you see anyone picking up a rack other than an EZRack agent, please call us. **We reward \$1,000 or more for tips that lead to arrest or recovery of stolen property.**