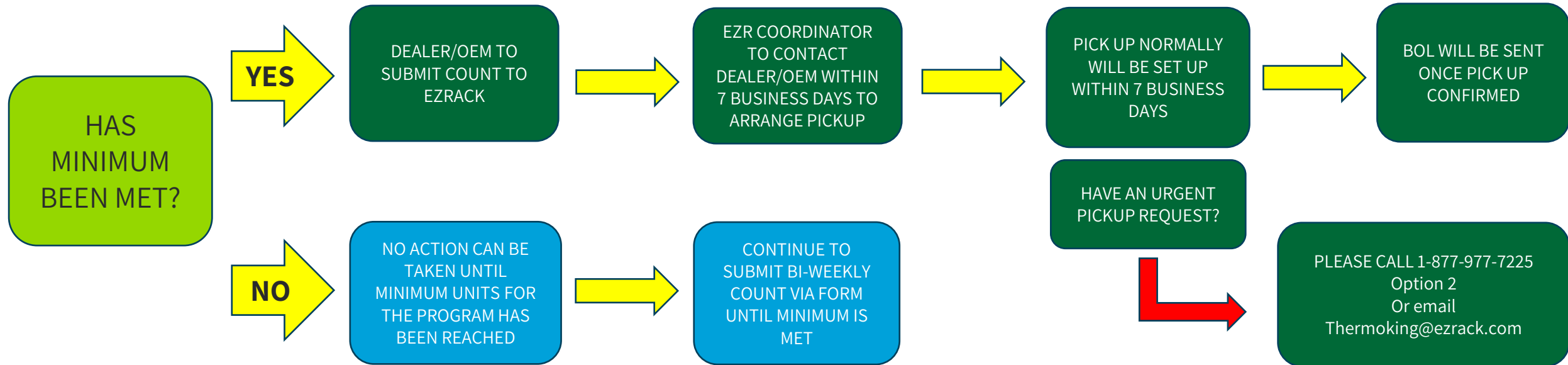


Thermo King Returnables Flow Chart – SP Large Truck Crate

Submit a count

For optimal performance of the returnable program, submitting both your empty and full crates will allow for a much better experience.

1. **1st Best method form submission:** <https://www.ezrack.com/thermo-king-dealer-count>
2. 2nd Good method: Email us at thermoking@ezrack.com
3. 3rd Okay method: Call us at 1-877-977-7225 option 2



**Please note: This applies to US Locations ONLY.
For Canada, a full truck of returnables is required for scheduling.**

Thermo King Returnables Program – SP Large Truck Crate

Minimum Recovery by Program and Stacking Configurations

PROGRAM	MINIMUM QUANTITY FOR PICK UP
SP LARGE TRUCK CRATE	12 Units

PROGRAM	LOADING MAX STACK HEIGHT FOR SAFETY
SP LARGE TRUCK CRATE	6 Units Per Stack

Additional Assistance

- <https://www.ezrack.com/tk-resources>



Compliance Notice

- Remove all excess plastic dunnage materials from crates when repackaging/ knocking down for Return. This includes zip ties and any and all debris.



TK RETURNABLE UNITS – DO NOT DISPOSE; MUST BE RETURNED



Type of Unit	Photo of Full Unit	Minimum Required for Pick Up	Preparing Units for Pick Up	Photo of Consolidated Units Ready for Pick Up
SP Truck Crate Large Truck Metal Crate		12 total units	<ol style="list-style-type: none">1) Unit consists of 3 components (1 steel shipping crate and 2 uprights [1 green and 1 black]).2) Follow instructions to collapse the SP Crate.3) Be sure to return both the green and black uprights.4) Stack the empty units on top of each other (6 max due to weight/height).	

Remove all excess plastic dunnage materials from crates when repackaging/ knocking down for Return. This includes zip ties and any and all debris.

NOTICE TO DEALER: Loading assistance from Dealer/OEM is required for ALL Types of Returnable Packaging.

Contact EZRack to Schedule a Pickup when any one of these minimums are met or to report empty unit counts.

Phone: (877) 977-7225 (HRS: M-F 8 am to 7 pm EST) Email: Thermoking@ezrack.com Web: <https://www.ezrack.com/thermo-king-dealer-count>



TK RETURNABLE SP LARGE TRUCK CRATES


DO NOT DISPOSE; MUST BE RETURNED

Remove all excess plastic dunnage materials from crates when repackaging/ knocking down for Return. This includes zip ties and any and all debris.

WHAT TO DO WITH THEM?



1. REMOVE - Uncrate the TK unit from the returnable crate.
2. SECURE- Remove uprights from standing position and secure to base on the shipping brackets in the collapsed position. Fold gates and secure in collapsed position with locking pin.
3. STACK – Stack the empty crates 6 high.



If units are shipped to installers, please be sure they also follow these instructions.

HOW TO RETURN THEM?



1. COLLAPSE – Collapse the unit by folding down the gates onto the crate and secure with locking pins. Secure both uprights to shipping brackets.
 2. UNIT COMPONENTS-
3 Components make 1 unit:
 - 1 steel shipping crate
 - 1 Green upright (Right)
 - 1 Black upright (Left)
- Return BOTH uprights with the crate.
3. STACK FOR SHIPPING– Stack up to six (6) empty units on top of each other (6 max due to weight/height) for shipping.

Dealer loading is required for all returnables.

Contact EZRack to Schedule a Pickup when minimum of 12 is met or to report empty unit counts.

Phone: (877) 977-7225 (HRS: M-F 8 am to 7 pm EST) Email: Thermoking@ezrack.com

Web: <https://www.ezrack.com/thermo-king-dealer-count>